
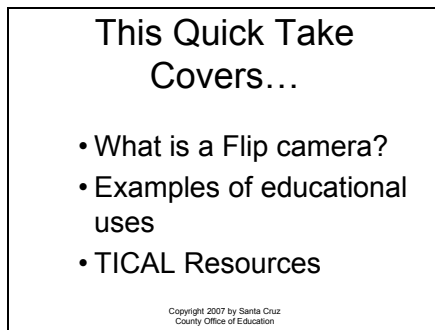


Slide 1



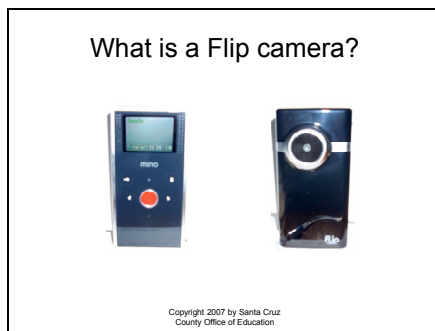
Hello! My name is Susan Brooks-Young. I spent 23 years working as a teacher and administrator in public and private education. Now I work with educators both nationally and internationally on various aspects of technology use in schools. This is one of a series of Quick Take presentations that provides a brief overview of one emerging technology along with examples of how educators are using this tool and further information available in the TICAL Resources Database.

Slide 2



Creating and sharing short videos is an excellent strategy for instructional purposes. This Quick Take focuses on a digital video camera that literally enables users to point and shoot footage which can then be edited and posted online in minutes. We will answer the question, “What is a Flip camera?,” view examples of educational uses, and see a listing of resources found in the TICAL Resource Database.

Slide 3



Small enough to fit in your hand, a Flip is a camera that records video in digital format. Editing software called FlipShare is preinstalled on the camera, compatible with PCs and Macs, and downloads onto your computer when you connect the camera the first time.

There are several models available enabling you to store between 60 and 120 minutes of video on the camera itself. A few accessories such as mini tripods and camera cases are available, but all you need to get started is the camera.

Slide 4

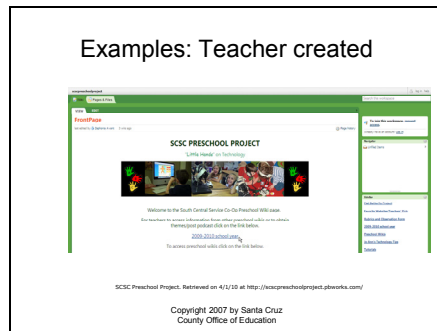
Pros	Cons
Affordable	Audio quality could be better
Minimal learning curve	Time required to monitor videos posted
Rugged enough for student use	Must adhere to policies for posting student likenesses

Copyright 2007 by Santa Cruz County Office of Education

With prices starting as low as \$149.99, it's possible for most schools to purchase one or more of these handy devices. A major impediment to adoption of any new technology is the length of time it takes for teachers to learn how to use it. In the case of the Flip, teachers can be creating simple video in less than a minute because it literally is point and shoot. There is a zoom feature and you do need to experiment with the best methods for capturing clear sound, but that's it. The editing software is very basic as well and walks users through each step for clipping, combining, and posting clips. Best of all, this device is rugged enough that students can use it without having to worry about the camera being damaged under normal conditions.


There are a few minor drawbacks to this device. As mentioned earlier, you will need to experiment to learn ways to capture the best quality audio. In addition, the content of videos posted needs to be monitored for quality assurance. It's also important to be sure that all required permissions have been procured prior to posting videos that include likenesses of students.

Slide 5



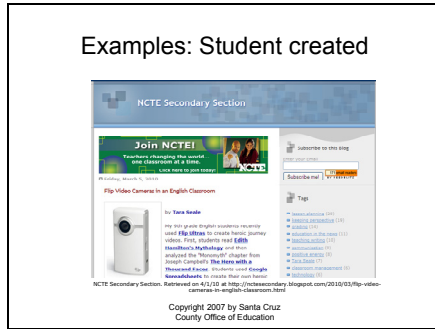
Flip cameras are an excellent instructional tool for teachers of any age group. For example, preschool teachers in south central Arkansas are creating videos for students to view in the classroom and for parents to use to help their children at home.

Slide 6



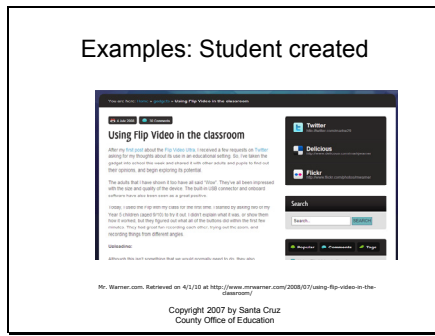
While 8<sup>th</sup> grade American Cultures teacher Art Titzel uses his Flip camera to create videos for his students that simplify complex concepts.

Slide 7



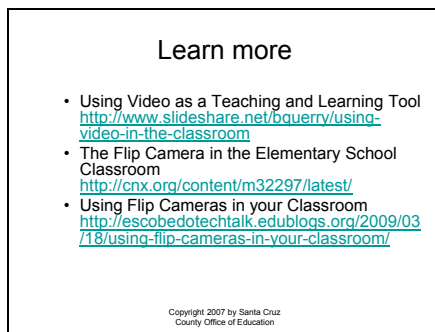
Students can use Flip cameras to create videos that demonstrate their grasp of content presented in the classroom. For example, 9<sup>th</sup> grade students in Tara Seale's English class recently made heroic journey videos as a culminating activity for a unit on mythology.

Slide 8



And elementary-aged students in Mr. Warner's classroom in the U.K. are using Flip cameras to record performances.

Slide 9



This slide and the next show items found in the TICAL Resources Database that will give you more information about Flip cameras. The resources on this slide provide general information related to instructional use of Flip cameras.

Slide 10

**Learn more**

- 10 Educational Uses for Flip Video  
<http://www.digmo.co.uk/edu/10-education-uses-for-flip-video/>
- Forty Interesting Ways to Use Your Pocket Video Camera in the Classroom  
<http://www.slideshare.net/mbelinsky/forty-interesting-ways-to-use-your-pocket-video-camera-in-the-classroom>

Copyright 2007 by Santa Cruz  
County Office of Education

This slide provides links to additional resources that focus on specific instructional ideas for grades K through 12. All of these resources can be found in the TICAL Resource database.

Slide 11

**Thank you!**

Copyright 2007 by Santa Cruz  
County Office of Education

Flip cameras offer exciting opportunities for educators and students to work collaboratively and share information. I hope this Quick Take inspires you to learn more about emerging technologies.